

CIVIL AIR PATROL FLIGHT SUIT AND UTILITY UNIFORM PATCH PLACEMENT

GRADE INSIGNIA

Plastic encased grade insignia (senior member officers only) or full-color cloth grade insignia on a dark blue background (CAP blue flight suit or utility uniform). Sewn directly on shoulder, 5/8" from shoulder seam. Leave 1/8" blue border around cloth grade insignia. Only plastic-encased insignia is worn on the green USAF-style flight suit. Cadets, senior members without grade and NCOs do not wear grade insignia on the flight suit/utility uniform.

NOTE

CAP members must meet CAP weight and grooming standards for wear of the sage green USAF-style flight suit. Weight and grooming standards do not apply to wear of the CAP flight suit or utility uniform.

U.S. FLAG PATCH



2" x 3-1/2" full color U.S. flag patch with gold border. Worn on the left sleeve shoulder with union to front and stripes trailing. Positioned no lower than 1/2 inch from shoulder seam, attached with hook/pile tape shaped to the flag.

OPTIONAL PATCH PLACEMENT

Place a 3-1/2" x 3-1/2" or 4" x 4" square patch of pile tape 1/2" from right sleeve shoulder. Only approved patches as noted in CAPM 39-1 (wing, CAP STAN/EVAL, etc.) worn in this location, no lower than 1/2 inch from top of the square.

CAP EMBLEM (COMMAND PATCH)



3" full color, shield-shaped patch. Centered above the right breast pocket, and attached with hook/pile tape shaped to the patch. Region commanders may substitute wear of the region patch for the CAP emblem. The older-style CAP command patch (left) may be worn until 1 March 2008.

CAP EMERGENCY SERVICES PATCH (Optional)



Full color patch. Either the round 'Pluto' style or the older 'T-34' oval patch may be worn. Centered below the right breast pocket, and attached with hook/pile tape shaped to the patch. This patch is worn only by current qualified emergency services personnel.

NAME PATCH



2" x 4" black leather patch with silver lettering and aeronautical rating. **CLOTH NAME PATCHES ARE NOT AUTHORIZED FOR WEAR.** Centered above the left breast pocket, and attached with hook/pile tape shaped to the patch. Name patch will include name (no 'callsign nicknames'), grade and aeronautical rating. If no aeronautical rating, a title such as 'MISSION SCANNER' may be used.

NOTE ON VELCRO HOOK/PILE TAPE


Use sage (olive) green on USAF-style flight suit. Use black or dark blue tapes on the blue CAP flight suit or utility uniform. Hook tape is sewn behind the patch. Pile tape is sewn directly on uniform.

NOTE: USAF-style green and CAP blue corporate flight suit to be worn only by aircrew members (pilots, observers, scanners) when engaged in or training for flight duty. Flight duty includes preparation, flight, preflight, in-flight, post-flight, and other flightline duties associated with aircraft operations. All aircrew members will have sleeves rolled down to the wrist at all times. All pockets will be zipped and all pocket items will remain concealed. (Exception: Pens and pencils may show when carried in the left sleeve or right leg pen holders. The flight cap (USAF and CAP style flight suit only) may be stored in either lower leg pocket without that pocket being fully zipped. A small portion of the flight cap may be exposed while in the pocket. However, when the cap is removed, the pocket must be fully zipped. CAP blue utility uniform may be worn by all personnel regardless of flight status.


CIVIL AIR PATROL FLIGHT SUIT AND UTILITY UNIFORM NAME PATCHES (Ref CAPM 39-1)

The flight suit/utility uniform name patch shall be 2" x 4" (slightly larger if a specialty insignia is included) black leather with silver lettering in the following designs shown below. **CLOTH NAME PATCHES ARE NOT AUTHORIZED!** Currently, only CAP aeronautical ratings (wings) and ONE additional specialty or qualification badge are authorized for placement on the uniform.

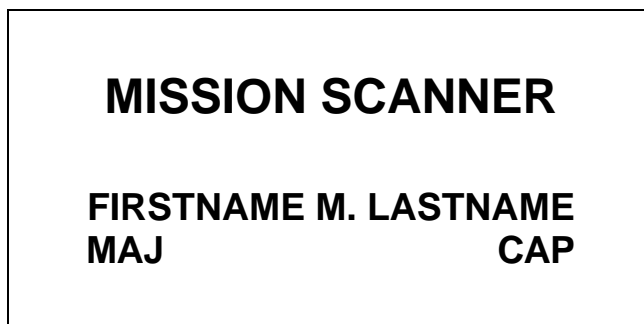
PILOT/OBSERVER




PILOT/OBSERVER WITH ADDITIONAL SPECIALTY INSIGNIA



MISSION SCANNER



UTILITY UNIFORM (WITH SPECIALTY INSIGNIA)



UTILITY UNIFORM (NON-RATED)



Name can be styled 'FIRST LAST' or 'FIRST M. LAST' at wearer's preference. A legitimate nickname may be used for the first name. 'Callsign' nicknames are not authorized. Grade and CAP initials (without periods) on second line should be justified left and right as above to match length of name. Lettering on both lines should be the same size and font.

Approved grade insignia abbreviations for cadets and senior members:

Cadet (of any grade) CADET	Senior Member SR MBR	Sergeant SGT	Staff Sergeant SSGT	Technical Sergeant TSGT
Master Sergeant MSGT	Senior Master Sergeant SMSGT	Chief Master Sergeant CMSGT	Flight Officer FO	Technical Flight Officer TFO
Senior Flight Officer SFO	Second Lieutenant 2D LT or 2d LT	First Lieutenant 1ST LT or 1ST LT	Captain CAPT	Major MAJ
Lieutenant Colonel LT COL	Colonel COL	Brigadier General BRIG GEN	Major General MAJ GEN	

EXAMPLES OF UNAUTHORIZED NAME PATCH STYLES



If you wear an additional specialty insignia (NOT a specialty track badge or the command badge) it is worn below and centered on the patch below the wings and above the name. (EXCEPTION: Chaplains wear their specialty insignia above any aeronautical rating.) **Military aeronautical ratings and specialty badges are not authorized for wear on any CAP distinctive flight suit or the utility uniform.**



Only 'CAP' is authorized as the service designator – not 'USAF AUX', 'CAP/USAF' or 'CAP-USAF'.

AUTHORIZED CAP AERONAUTICAL RATINGS

Pilot	Observer	Balloon Pilot
Senior Pilot	Senior Observer	Glider Pilot
Command Pilot	Master Observer	Solo Badge

AUTHORIZED CAP SPECIALTY INSIGNIA

Ground Team	Medical Officer	Incident Commander	EMT
Senior Ground Team	Nurse Officer	Incident Commander Senior	EMT Senior
Master Ground Team	Chaplain*	Incident Commander Master	EMT Master

Chaplain insignia may be Christian, Jewish, Buddhist or Muslim, and is worn above any aeronautical rating. The CAP squadron/group commander's badge is currently not authorized for wear on the flight suit name patch.

NAME PATCH ORDERING INFORMATION

Leather name patches may be ordered from www.vanguardmil.com (catalog number 0599A). Most other third-party vendors of aircrew name patches no longer openly sell patches with CAP wings or other insignia, as they were informed by CAP National Headquarters to 'cease and desist' sales without obtaining a license. Name patch for the black leather A-2 style corporate flight jacket is black with a brown inset. **Wear of the brown A-2 leather jacket as a uniform item is prohibited.**

CIVIL AIR PATROL FLIGHT SUIT AND UTILITY UNIFORM WEAR

WHO MAY WEAR THE FLIGHT SUIT AND/OR UTILITY UNIFORM

The USAF-style green and CAP blue corporate flight suit is to be worn only by aircrew members (pilots, observers, scanners) when engaged in or training for flight duty. Flight duty includes preparation, flight, preflight, in-flight, post-flight, and other flightline duties associated with aircraft operations. The CAP blue utility uniform may be worn by all personnel regardless of flight status.

GENERAL WEAR INSTRUCTIONS (adapted from AFI 36-2903)

Note: while these instructions have not yet been adapted by CAP, it is HIGHLY recommended that one follow them, especially within an Air Force installation.

All aircrew members will have sleeves rolled down to the wrist at all times. All pockets will be zipped and all pocket items will remain concealed. (Exception: Pens and pencils may show when carried in the left sleeve or right leg pen holders. The flight cap (USAF and CAP style flight suit only) may be stored in either lower leg pocket without that pocket being fully zipped. A small portion of the flight cap may be exposed while in the pocket. However, when the cap is removed, the pocket must be fully zipped.

The pen flap over the left sleeve pocket may be removed. Resist the temptation of placing a 'morale patch' on the small piece of pile Velcro that remains. While CAP regulations are silent in this regard, it is prohibited by Air Force regulations.

The flight suit and/or utility uniform may be worn off base under the same guidelines as the Battle Dress Uniform (BDU) or CAP Distinctive Field Uniform (DFU). Aircrew members wearing the green Air Force-style, CAP blue flight suit or utility uniform may make only essential stops en route to and from the duty performance site. If a stop is essential, members must meet the proper standards of neatness, cleanliness, and military image. Commanders may prescribe further limits on the wear of flight suits and utility uniforms based on mission requirements and in the interest of morale, health, and welfare of their personnel.

UNDERGARMENTS

Wear either brown or black 100% cotton crew neck T-shirts under the USAF-style flight suit. Wear black or white 100% cotton crew neck T-shirts under the CAP blue flight suit or utility uniform. If you can afford them or are lucky to have them issued, NOMEX undergarments in the same colors described above are permissible. Avoid wearing any moisture-wicking undershirts (such as Under Armour) under a flight suit; in the event of a fire they will melt to your body. In winter, black or brown turtleneck T-shirts (black or white for the CAP flight suit/utility uniform) or thermal underwear is permissible.

Undershorts: whatever your preference as long as they are conservative. If you can afford them or are lucky to have them issued, NOMEX undergarments in the same colors described above are permissible. Socks: 100% cotton, white or black.

FLIGHT BOOTS

Boots: If you engage in flight duties, it is recommended that you wear full leather boots for additional protection in the event of a fire. Wear black boots or shoes with the CAP utility uniform.

FLIGHT JACKETS

Either the sage green CWU-45/P winter weight or CWU-36/P NOMEX summer weight jackets may be worn as an outer garment when worn with the USAF-style green flight suit. **DO NOT WEAR SAGE GREEN JACKETS WITH THE CAP BLUE CORPORATE FLIGHT SUIT.** An acceptable NOMEX CWU-style jacket in dark blue is available from www.flightsuits.com.



CWU-36/P and CWU-45/P flight jacket style.

A word of caution: there are nylon versions of the CWU-36P and CWU-45/P jackets. While they are much cheaper than the genuine NOMEX jackets, they offer NO fire protection at all. Avoid wearing them for flight operations. Nylon CWU-style jackets are available in both sage green and navy blue.

The older style MA-1 jacket is also authorized, but is not made with NOMEX cloth. It is available in both sage green and blue. However, the Air Force has not worn the MA-1 jacket style in years.

Velcro pile tape areas in the same style as worn on the flight suit may be worn with the CWU or MA-1 flight jacket. Remember to use only sage green Velcro on the green jacket, black or dark blue Velcro on the blue jacket.

LEATHER JACKETS

THE BROWN A-2 STYLE FLIGHT JACKET MAY NOT BE WORN BY CAP PERSONNEL WITH THE GREEN OR BLUE FLIGHT SUIT OR UTILITY UNIFORM! The Air Force jealously guards the issue and wear of this jacket; only mission-qualified aircrews are issued and wear the brown A-2 leather jacket. It is highly unlikely that privilege will be extended to us anytime soon.



A black A-2 style leather jacket shown above may be worn with the CAP distinctive blue flight suit or utility uniform. Nametags for the leather A-2 flying jacket will be approximately 2 x 4 inches, brown or black leather, simulated leather is acceptable. Emboss with silver wings/badges, first and last name, grade, and CAP. Do not wear the black leather jacket with the green flight suit. No grade insignia is worn with the leather jacket – grade is already embossed on the nametag.

CAP FLIGHT SUIT SCARF



Wear of the official CAP flight suit scarf is optional on the USAF-style green and CAP blue flight suit. **It is not authorized for wear with the blue utility uniform.** No other flight suit scarf is authorized for wear. **Do not wear the scarf during flight operations.** Wear the scarf tucked under the flight suit; it should conceal any undershirt worn under the flight suit.

FLIGHT GLOVES

Wear the sage green NOMEX flight gloves with the AF-style green flight suit; wear either sage green, dark blue or black NOMEX flight gloves with the CAP blue flight suit, though blue is preferred. The glove is a gauntlet style and is worn over the rolled down flight suit sleeve.

No restriction on the type of gloves worn with the utility uniform, as long as they are plain black or blue and have no design.

CWU 27/P (SAGE GREEN) AND CWU 73/P (NAVY BLUE) NOMEX FLIGHT SUIT SIZING

The sizing of flight suits is similar to your sport coat size. Sizes range from 34S to 54R. They are measured by chest size and height. The first two numbers correspond to chest measurement in inches and the letter corresponds to height. The height is represented by an S, R, or L. These stand for Short, Regular, and Long. Use a flexible measuring tape to determine your chest measurement. Place the tape as far up in your armpits as possible, take a deep breath, and measure across the breadth of your chest. You may also use your sport coat measurement, but we recommend going up one chest size. Remember, sizing is only measured in even numbers. Also, if by chance your waist measurement is more than your chest measurement, go with the waist measurement.

Please see the detailed chart below for exact measurements.

SHORT			REGULAR			LONG		
Chest Size	Sleeve Inseam	Leg Inseam	Chest Size	Sleeve Inseam	Leg Inseam	Chest Size	Sleeve Inseam	Leg Inseam
34	21 1/8	28 1/8	34	22 5/8	30 1/8	34	N/A	N/A
36	21 1/4	28 1/4	36	22 3/4	30 1/4	36	24 1/4	32 1/4
38	21 3/8	28 3/8	38	22 7/8	30 3/8	38	24 3/8	32 3/8
40	21 1/2	28 1/2	40	23	30 1/2	40	24 1/2	32 1/2
42	21 5/8	28 5/8	42	23 1/8	30 5/8	42	24 5/8	32 5/8
44	21 3/4	28 3/4	44	23 1/4	30 3/4	44	24 3/4	32 3/4
46	21 7/8	28 7/8	46	23 3/8	30 7/8	46	24 7/8	32 7/8
48	N/A	N/A	48	23 1/2	31	48	25	33
50	N/A	N/A	50	23 5/8	31 1/8	50	25 1/8	33 1/8
52	N/A	N/A	52	23 3/4	31 1/4	52	25 1/4	33 1/4
54	N/A	N/A	54	23 7/8	31 3/8	54	N/A	N/A

***NOTE: All Measurements are in Inches**

CAP UTILITY UNIFORM SIZING

The sizing of the utility uniform is different than the USAF-style and CAP distinctive flight suits. They conform to an average size; additional tailoring may be required for proper fit. Be aware that the utility uniform is not a substitute for the NOMEX flight suit in certain regions and wings. Also, if by chance your waist measurement is more than your chest measurement, go with the waist measurement.

CAP UTILITY UNIFORM SIZE INFORMATION				
	Pants / Shorts		Coats / Shirts	
Size	Waist	Inseam	Height	Chest
Extra Small Regular	23 - 27	29 ½" - 32 ½"	67" – 71"	Up to 33"
Small Short	27 - 31	26 ½" - 29 ½"	63" – 67"	33" – 37"
Small Regular	27 - 31	29 ½" - 32 ½"	67" – 71"	33" – 37"
Small Long	27 - 31	32 ½" - 35 ½"	71" – 75"	33" – 37"
Medium Short	31 - 35	26 ½" - 29 ½"	63" – 67"	37" – 41"
Medium Regular	31 - 35	29 ½" - 32 ½"	67" – 71"	37" – 41"
Medium Long	31 - 35	32 ½" - 35 ½"	71" – 75"	37" – 41"
Large Short	35 - 39	26 ½" - 29 ½"	63" – 67"	41" – 45"
Large Regular	35 - 39	29 ½" - 32 ½"	67" – 71"	41" – 45"
Large Long	35 - 39	32 ½" - 35 ½"	61" – 75"	41" – 45"
Extra Large Regular	39 - 43	29 ½" - 32 ½"	67" – 71"	45" – 49"
Extra Large Long	39 - 43	32 ½" - 35 ½"	61" – 75"	45" – 49"
2X Large Regular	43 - 47	29 ½" - 32 ½"	67" – 71"	49" – 53"
2X Large Long	43 - 47	32 ½" - 35 ½"	71" – 75"	49" – 53"
3X Large Regular	47 - 51	29 ½" - 32 ½"	67" – 71"	53" – 57"
3X Large Long	47 - 51	32 ½" - 35 ½"	71" – 75"	53" – 57"
4X Large Regular	51 - 55	29 ½" - 32 ½"	67" – 71"	57" – 61"

***NOTE: All Measurements are in Inches**